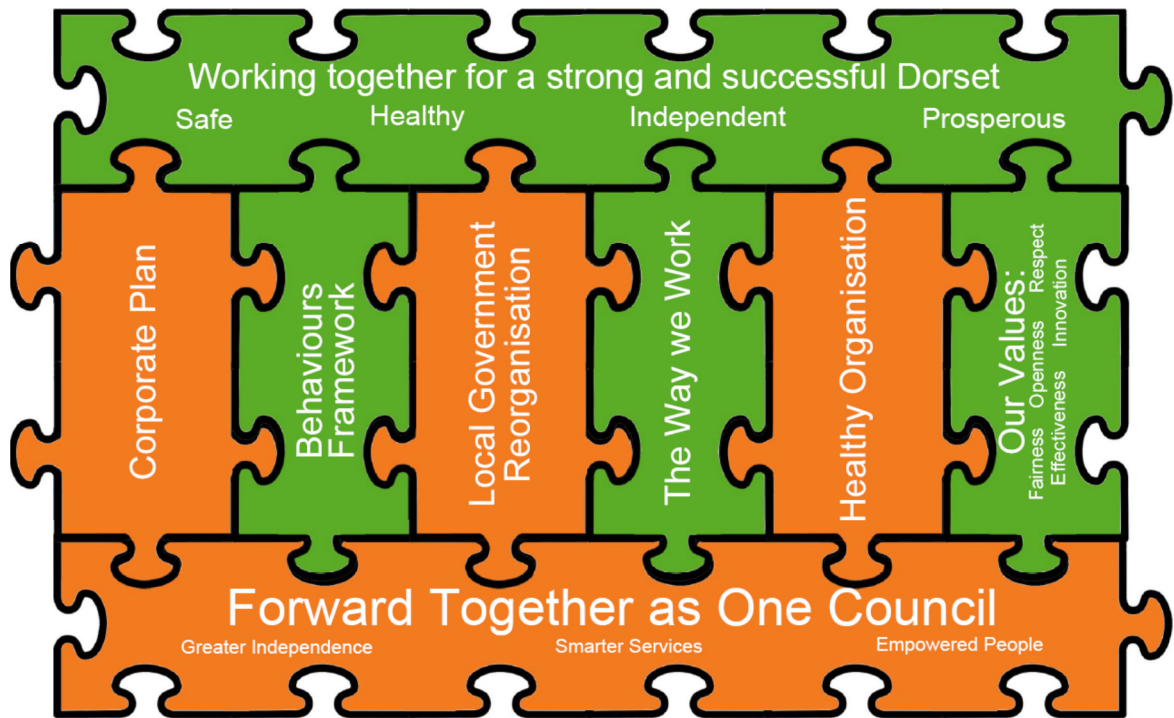


Appendix 1


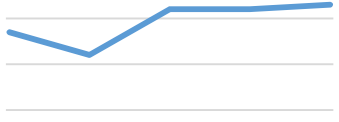














With an economy that is **PROSPEROUS**
Dorset Outcomes Tracker (DOT)
Population Indicators Summary Report




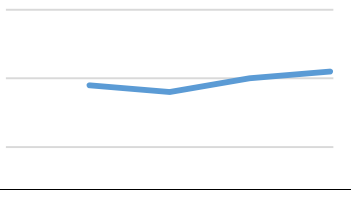

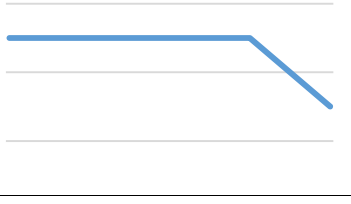


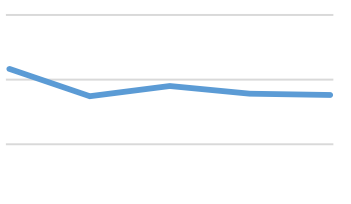



December 2016

With an economy that is PROSPEROUS

Description	Latest position	Direction Of Travel	Benchmark	Progress – direction of travel
Productivity rate (GVA per hour worked)	90.3 2014	 Improved	WORSE 101.7 England Average	
Business of new enterprises per 10k pop, aged 16-64 years	82 2015	 No Change	WORSE 99 England Average	
Percentage of population with a level 2 or higher qualification (aged 16-64)	77% 2015	 No Change	BETTER 73% England Average	
Annual growth in apprenticeships starts	-1% 2015	 Worse	WORSE 3% England Average	
Percentage of employers with vacancies that have skill shortage vacancies	33% 2015	 Worse	WORSE 29% England Average	
% of students gaining 5 or more GCSEs grade A* - C, including Maths and English	57.7% 2015	 Worse	BETTER 52.8% England Average	
Percentage of residents educated to level 4 (or equivalent) and above	34% 2015	 Worse	WORSE 37% England Average	

With an economy that is PROSPEROUS (Cont'd)

Description	Latest position	Direction Of Travel	Benchmark	Progress – direction of travel
Ratio of lower quartile house prices to lower quartile earnings	10.6 2015	 Worse	WORSE 7 England Average	
Percentage of people living in fuel poverty	11% 2014	 Worse	SIMILAR 11% England Average	
Average vehicle speeds during the weekday morning peak on locally managed 'A' roads	34.7 Mph July 2015	 Worse	BETTER 23.6 mph England Average	
Rates of coverage of superfast broadband and 4G mobile network	89.6% 24Mbps July 2016	 Improved	SIMILAR to the UK Average 24Mbps	
Bus passenger journeys per head of population	23.8	 Worse	WORSE 82.7 England Average	
Percentage of residents who do any walking or cycling at least once a month	88.1% 2014	 No Change	BETTER 87.1% England Average	